

# BUNN®

## B&W3 S2 Cleaning Card

### Required Supplies:

36000.1189	Cafiza Tablets (ea)	39265.0000	Rinza Cleaner (1 bottle)
36000.1188	Cafiza Tablets (case of 12)	39265.0001	Rinza Cleaner (case of 6 bottles) Clean Cloth

To order cleaning supplies call Bunn® at 800-626-2866

### Cleaning



Remove grounds drawer.




Pull out the tablet holder by turning the black ring counter-clockwise.



Load three (3) tablets into the tablet holder and reinsert tablet holder. Reinsert grounds drawer.




Press rinse key on the display.



The machine begins with the automatic cleaning which runs in 16 cycles.



You can see the cleaning process on the display.




After about 5-10 minutes, the cleaning is done and the machine will show "Ready" on the display.



### Weekly cleaning of the coffee outlet:



Pull the outlet head to the top position and unscrew the central screw.



Pull down the distribution block, clean it and remount the block with the central screw.

### Clean the steam outlet and nozzle:

**Caution:** Steam wand and nozzle are HOT. Danger of burning!



Wipe with a clean cloth saturated in sanitizing solution.

**Cleaning procedure is complete. The machine can be prepared for the next operation.**